



Agilent E1468A 8x8 Relay Matrix Switch

Data Sheet



- 1-Slot, C-size, register based
- Connect multiple inputs to multiple outputs
- 8x8 and 4x16 two-wire switching
- Guard or shield available for each row and column
- Includes QUIC easy-to-use terminal block
- Latching relays



Agilent E1468A

Multiple modules can easily be interconnected with the E1468-80002 daisy-chain cable. The E1468-80002 daisy-chain cable allows quick connect and disconnect of one module from another and is easily attached to expansion connectors on the E1468A terminal blocks. For applications requiring more than 64 crosspoints, the E1465/66/67A relay matrixes are recommended unless your application requires the high voltage/power capability and superior crosstalk performance of the E1468A matrix.

Refer to the Agilent Technologies Website for instrument driver availability and downloading instructions, as well as for recent product updates, if applicable.

Description

The Agilent E1468A matrix module is a **C-size, 1-slot, register-based VXI module**. This module consists of a 64-channel, two-wire relay component card (uses the same component card as the E1460A). A terminal block, that provides 8x8 matrix topology, is included. The E1468A matrix switches both high and low on each crosspoint.

Configuration

The E1468-80002 daisy-chain cable allows quick connect and disconnect of one module from another and is easily attached to expansion connectors on the E1468/69A terminal blocks. For a 4x48 matrix, order three daisy-chain cables to interconnect three E1469As. For a 16x16 matrix, order eight daisy-chain cables to interconnect four E1468As. Similarly, to interconnect three E1468As into an 8x24 matrix, order four daisy-chain cables. Check to see whether the high density E1465/66/67A family is a better fit for your application.



Agilent Technologies

Product Specifications

Input

Maximum voltage (any terminal to any other terminal or chassis):

DC:	220 V
AC rms:	250 V
Peak:	n/a

Maximum current (per channel common, non-inductive):

1 Adc or ac rms (V<30 Vdc/rms),
0.3 Adc or ac rms (V<220 Vdc/rms)

Maximum power:

Per channel:	n/a
Per module:	40 VA

DC

Maximum thermal offset
per channel, differential

Hi-Lo: 7 μ V

Closed channel resistance (per channel):

Initial:	<1.5 Ω (initially)
End of life:	<3.5 Ω

Insulation resistance (between any two points):

≤ 40 °C, 95% RH:	5 x 10E8 Ω
≤ 40 °C, 65% RH:	n/a
≤ 25 °C, ≤ 40 % RH:	5 x 10E8 Ω

AC

Minimum bandwidth

(-3 dB, $Z_L = Z_X = 50 \Omega$): 10 MHz, 25 MHz (typical)

Crosstalk (dB, channel-to-channel typical):

<10 kHz:	<-90
<100 kHz:	n/a
<1 MHz:	n/a
<10 MHz:	n/a

Closed channel capacitance:

Hi-Lo:	650 pF
Lo-Chassis:	700 pF

Note: Crosstalk, insulation resistance, and bandwidth specifications are for a single matrix module only. Matrix expansion will degrade these specifications.

General

Minimum relay life:

No Load: 4x10E6 operations

Screw terminal wire size: 18 to 26 AWG (1.2, 0.9, 0.75, 0.6, 0.5 mm)

Bias current: <0.5 nA/Volt (at 25 °C, 25% RH) (From HI or LO to chassis, per group of 16 channels)

General Specifications

VXI Characteristics

VXI device type:	Register based, A16, slave only
Size:	C
Slots:	1
Connectors:	P1/2
Shared memory:	None
VXI busses:	TTL trigger bus
C-size compatibility:	n/a

Instrument Drivers

See the Agilent Technologies Website (http://www.agilent.com/find/inst_drivers) for driver availability and downloading.

Command module

firmware: Downloadable

Command module

firmware rev: A.04

I-SCPI Win 3.1: Yes

I-SCPI Series 700: Yes

C-SCPI LynxOS: Yes

C-SCPI Series 700: Yes

Panel Drivers: Yes

VXIplug&play Win

Framework: Yes

VXIplug&play Win 95/NT

Framework: Yes

VXIplug&play HP-UX

Framework: No

Module Current


	I_{PM}	I_{DM}
+5 V:	0.1	0.1
+12 V:	0	0
-12 V:	0	0
+24 V:	0	0
-24 V:	0	0
-5.2 V:	0	0
-2 V:	0	0

Cooling/Slot

Watts/slot:	5.00
ΔP mm H ₂ O:	0.08
Air Flow liter/s:	0.42

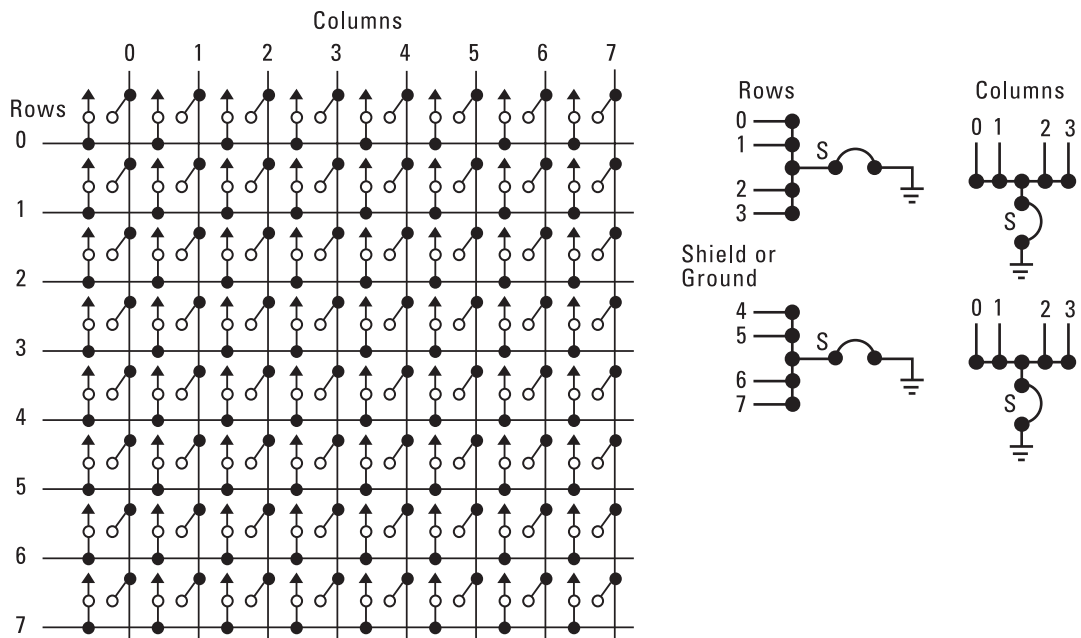
Ordering Information

Description	Product No.
8x8 Relay Matrix Switch	E1468A
Service Manual	E1468A 0B3
Extra Terminal Block	E1468-80011

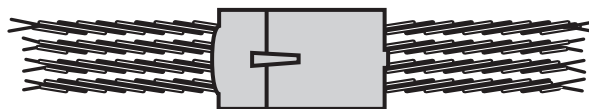


E1468A Terminal Block

E1468A Each Crosspoint Switches 2-Wire Hi and Lo



E1468A Matrix Diagram



Daisy Chain Cable: E1468-80002

Related Literature

2000 Test System and VXI Catalog CD-ROM,
Agilent Pub. No. 5980-0308E (detailed specifications for VXI products)

2000 Test System and VXI Catalog,
Agilent Pub. No. 5980-0307E (overview of VXI products)

1998 Test System and VXI Products Data Book,
Agilent Pub. No. 5966-2812E

Online

Internet access for Agilent product information, services and support
www.agilent.com/find/tmdir

VXI product information
www.agilent.com/find/vxi

Defense Electronics Applications
www.agilent.com/find/defense_ATE

Agilent Technologies VXI Channel Partners
www.agilent.com/find/vxichanpart

Agilent Technologies' HP VEE Application Website
www.agilent.com/find/vee

Agilent Technologies Data Acquisition and Control Website
www.agilent.com/find/data_acq

Agilent Technologies Instrument Driver Downloads
www.agilent.com/find/inst_drivers

Agilent Technologies Electronics Manufacturing Test Solutions
www.agilent.com/go/manufacturing

**Get assistance with all your test and measurement needs at
www.agilent.com/find/assist
or check your local phone book for the Agilent office
near you.**

Agilent Technologies' test and measurement service/support commitment

Agilent strives to maximize the value our test and measurement products give you, while minimizing your risk and service/support problems. We work to ensure that each product is realistically described in the literature, meets its stated performance and functionality, has a clearly stated global warranty, and is supported at least five years beyond its production life. Our extensive self-help tools include many online resources (www.agilent.com).

Experienced Agilent test engineers throughout the world offer practical recommendations for product evaluation and selection. After you purchase an Agilent product, they can provide no-charge assistance with operation verification and basic measurement setups for advertised capabilities. To enhance the features, performance, and flexibility of your test and measurement products—and to help you solve application challenges—Agilent offers free or extra-cost product options and upgrades, and sell expert engineering, calibration, and other consulting services.

Phone or Fax

United States:
(tel) 1 800 829 4444

Canada:
(tel) 1 877 894 4414
(fax) (905) 282 6495

China:
(tel) 800 810 0189
(fax) 800 820 2816

Europe:
(tel) (31 20) 547 2323
(fax) (31 20) 547 2390

Japan:
(tel) (81) 426 56 7832
(fax) (81) 426 56 7840

Korea:
(tel) (82 2) 2004 5004
(fax) (82 2) 2004 5115

Latin America:
(tel) (305) 269 7500
(fax) (305) 269 7599

Taiwan:
(tel) 0800 047 866
(fax) 0800 286 331

Other Asia Pacific Countries:
(tel) (65) 6375 8100
(fax) (65) 6836 0252
(e-mail) tm_asia@agilent.com

Data Subject to Change
© Agilent Technologies, Inc. 2000
Printed in the U.S.A. May 1, 2004
5965-5594E