

Keysight 81490A Reference Transmitter

Data Sheet



81490A Reference Transmitter

The Keysight Technologies, Inc. 81490A Reference Transmitter is designed to offer excellent eye quality as a reference for testing 10GbE -LR/-ER, 10G Fibre Channel and short reach transceivers, such as 10GBase-SR, 40GBase-SR4, 100GBase-SR10 and according to 10 GFC Fibre Channel specifications. The modules are fully integrated into the industry standard Lightwave Measurement System (LMS) 816xB platform.

The Reference Transmitter is available for Multimode 850 nm and Singlemode 1310 nm/1550 nm applications. Offering both 1310 nm and 1550 nm in one module gives the fastest reconfiguration between these two transmission bands without reconnecting. The integration in the LMS mainframe offers an integration of the reference transmitter into the N4917A stressed eye software package. Of course a separate usage of the transmitter is also supported with SCPI language.

The separation of the signal source and the modulator is the only way to offer a zero-chirp modulation. This is essential for a clean and repeatable eye diagram when modulating with an appropriate clean external source to fulfill the requirements of the IEEE standard. Another advantage of this design compared to directly modulated transmitters is the wide extinction ratio range that can only be achieved with this design.

Benefits

- Repeatable and reproducible measurements permit lower production test margins and improved specifications of the characterized devices.
- Reliable measurements ensure comparability of the test results.
- Support for full compliance to IEEE 802.3 stressed eye test in combination with the N4917A Optical Receiver Stress Test solution.
- Wide extinction range offers highest test range coverage to ensure best quality of the tested devices under all target operating conditions.
- Rapid test reconfiguration with dual-wavelength to switch between 1310 nm and 1550 nm by remote control or manually without exchanging a module.
- Scalability with integration into industry-standard Keysight LMS platform extends your optical workbench capabilities.

Application

- Reference transmitter for stressed eye compliance test according to IEEE 802.3.
- Creation of arbitrary optical modulation signals in combination with waveform generators.
- General transmission system test with special pulse patterns in combination with a pattern generator.

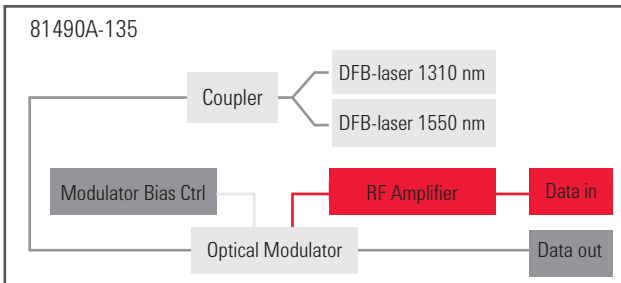


Figure 1. 81490A-135 1310 nm/1550 nm reference transmitter

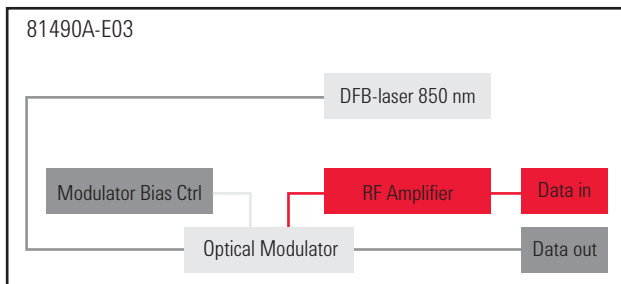


Figure 2. 81490A-E03 850 nm reference transmitter

Specifications

	81490A-135	81490A-E03
Data input (RF In)		
Operational data rate	622 Mb/s to 14.2 Gb/s	622 Mb/s to 14.2 Gb/s
Input voltage range for	Up to 0.9 V _{pp} (typical @ 1310 nm) Up to 1.1 V _{pp} (typical @ 1550 nm)	Up to 1.0 V _{pp} (typical)
Maximum input voltage	< 2 V _{pp} (from -2V to +2V)	
Input impedance (nominal)	50 Ω	
Data Output (Optical out)		
Fiber type	Standard single-mode 9/125 μm	Multimode fiber 50 μm
Laser type	CW DFB laser with built in isolator	
Optical wavelength	λ : (1310 ±10) nm λ : (1550 ±10) nm	λ : (850 ±10) nm
Average optical output power ^{1,2}	> 5 dBm	> 0.0 dBm
Attenuation range (nominal)	6 dB	
Electro-optical modulation bandwidth ³	10 MHz to 33 GHz (typical)	10 MHz to 20 GHz (typical)
Electro-optical conversion ratio ^{2,5}	> 5 mW/V	> 1.0 mW/V
Relative intensity noise (RIN) ^{4,5}	< -136 dB/Hz	< -136 dB/Hz (typical)
Maximum extinction ratio (ER) ⁵	> 10 dB (dependant on input voltage amplitude)	
Vertical eye closure penalty ^{5,6}	< 0.5 dB (typical)	< 0.7 dB (typical)
Rise and fall time (20% to 80%) ^{4,5}	< 25 ps 17 ps (typical)	20 ps (typical)
Jitter (peak-peak) ^{5,7}	< 18 ps < 12 ps (typical)	< 18 ps (typical)

1. After TX_Recal operation
2. At attenuation 0 dB
3. -6 dB decrease relative to maximum response
4. For 0.6 V_{pp} to 0.85 V_{pp} data at 1310 nm; for 0.6 V_{pp} to 1.0 V_{pp} data at 1550 nm; for 0.6 V_{pp} to 1.0 V_{pp} data at 850 nm
5. At data rates 10.3125 Gb/s, 10.51875 Gb/s; for whole operational data range typical; temperature change < ± 1 K and operation point adjusted to 50% eye crossing
6. At 1% center region
7. Jitter of input signal < 10 ps

General specifications

Optical connector interface	Keysight universal adapter SMF 28
RF connector interface	2.4 mm female
Module size (H x W x D)	75 mm x 64 mm x 335 mm (2.8" x 2.6" x 13.2")
Module weight	1.0 kg (2.2 lbs)
Warmup time	60 min
Operating temperature	+5 °C to +40 °C
Storage temperature	-40 °C to +70 °C
Humidity	5% to 95% relative humidity, non-condensing
816xA/B firmware revision	5.25 and higher
Recommended recalibration period	2 years

Ordering Information

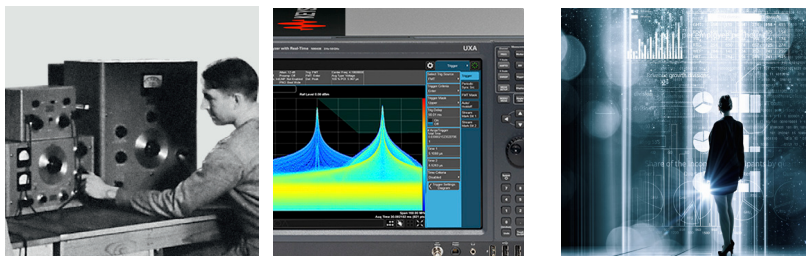
81490A Reference Transmitter	
-135	1310 nm and 1550 nm
-E03	850 nm

Cal	
R 1280	Return-to-Keysight
R-51B-001-3A	3 month Return-to-Keysight
E-50C-011-3	Keysight Calibration Upfront
	Support plan 3 year coverage

Evolving Since 1939

Our unique combination of hardware, software, services, and people can help you reach your next breakthrough. We are unlocking the future of technology.

From Hewlett-Packard to Agilent to Keysight.



myKeysight

myKeysight

www.keysight.com/find/mykeysight

A personalized view into the information most relevant to you.

http://www.keysight.com/find/emt_product_registration

Register your products to get up-to-date product information and find warranty information.

KEYSIGHT SERVICES

Accelerate Technology Adoption.
Lower costs.

Keysight Services

www.keysight.com/find/service

Keysight Services can help from acquisition to renewal across your instrument's lifecycle. Our comprehensive service offerings—one-stop calibration, repair, asset management, technology refresh, consulting, training and more—helps you improve product quality and lower costs.

Keysight Assurance Plans

www.keysight.com/find/AssurancePlans

Up to ten years of protection and no budgetary surprises to ensure your instruments are operating to specification, so you can rely on accurate measurements.

Keysight Channel Partners

www.keysight.com/find/channelpartners

Get the best of both worlds: Keysight's measurement expertise and product breadth, combined with channel partner convenience.



For more information on Keysight Technologies' products, applications or services, please contact your local Keysight office. The complete list is available at: www.keysight.com/find/contactus

Americas

Canada	(877) 894 4414
Brazil	55 11 3351 7010
Mexico	001 800 254 2440
United States	(800) 829 4444

Asia Pacific

Australia	1 800 629 485
China	800 810 0189
Hong Kong	800 938 693
India	1 800 11 2626
Japan	0120 (421) 345
Korea	080 769 0800
Malaysia	1 800 888 848
Singapore	1 800 375 8100
Taiwan	0800 047 866
Other AP Countries	(65) 6375 8100

Europe & Middle East

Austria	0800 001122
Belgium	0800 58580
Finland	0800 523252
France	0805 980333
Germany	0800 6270999
Ireland	1800 832700
Israel	1 809 343051
Italy	800 599100
Luxembourg	+32 800 58580
Netherlands	0800 0233200
Russia	8800 5009286
Spain	800 000154
Sweden	0200 882255
Switzerland	0800 805353
	Opt. 1 (DE)
	Opt. 2 (FR)
	Opt. 3 (IT)
United Kingdom	0800 0260637

For other unlisted countries:

www.keysight.com/find/contactus
(BP-9-7-17)

DEKRA Certified
ISO 9001 Quality Management System

www.keysight.com/go/quality

Keysight Technologies, Inc.
DEKRA Certified ISO 9001:2015
Quality Management System

This information is subject to change without notice.

© Keysight Technologies, 2017
Published in USA, December 2, 2017
5989-7326EN
www.keysight.com