

# Keysight DAQ with Matlab for Medical Science

## Case Study



## Introduction

Keysight technologies data acquisition (DAQ) units can now work with MATLAB, thanks to a MATLAB adaptor that acts as a plug-in, allowing the users to control the DAQ product family with the MATLAB DAQ Toolbox.

MATLAB is a suitable programming platform to be used in conjunction with the DAQ because of its versatility in:

- a) Mathematics and computation
- b) Algorithm development
- c) Data acquisition
- d) Modeling, simulation, and prototyping
- e) Data analysis, exploration, and visualization
- f) Scientific and engineering graphics
- g) Application development including Graphical user interface (GUI) building

It is recommended that the users understand the basics of MATLAB programming before you start with any application that involved the Keysight DAQ.

## Operating Principle

The following prerequisites are required before the users use the Keysight DAQ with MATLAB:

- Keysight IO Libraries Suite 14.2
- Keysight U23XX or Keysight U25XX IVI-COM driver
- MATLAB DAQ toolbox
- Keysight U2300A or U2500A MATLAB DAQ toolbox adaptor

Correct installation depends on which DAQ family is being used. Therefore, it is recommended that the users install the U2300A or U2500A MATLAB DAQ Toolbox Adaptor and also the IVI-COM driver.

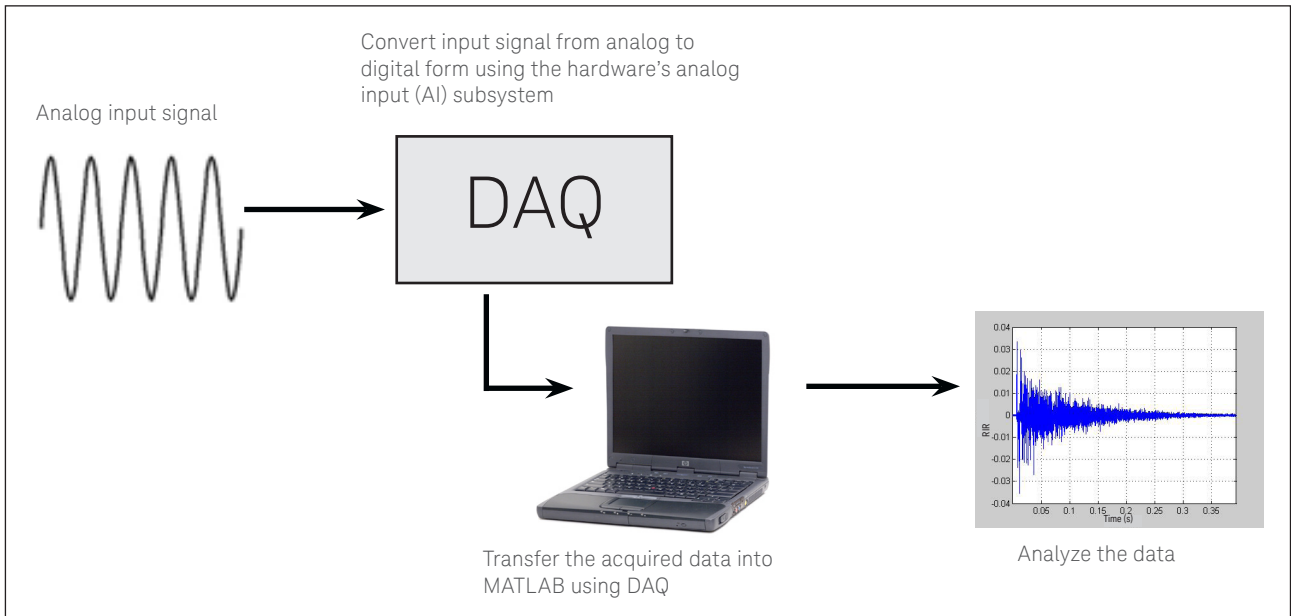


Figure 1. DAQ with MATLAB flow system

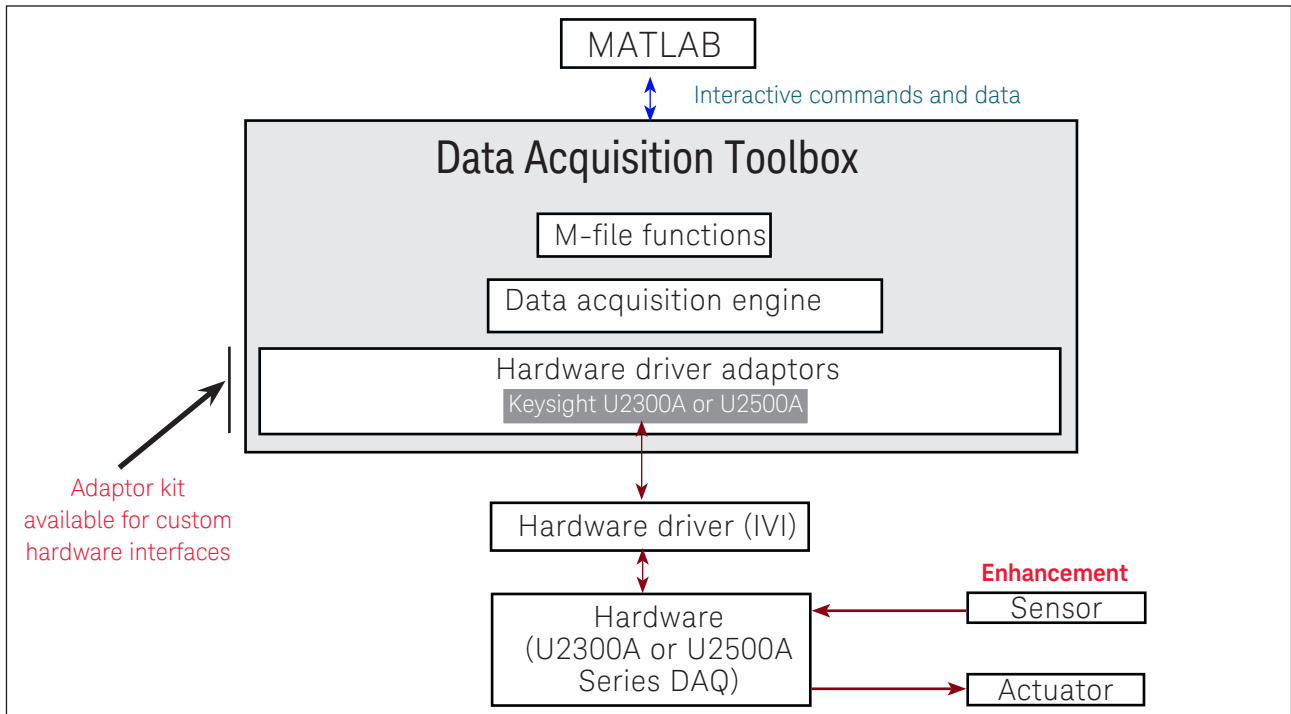


Figure 2. DAQ architecture

## System Configuration

MATLAB can be used with an Keysight data acquisition unit in medical research, as illustrated by the following example. Human and animal brains are constantly making decisions that cause neurons to fire, creating neural voltage spikes. The spike information can be gathered by implanted circuitry and an extremely low power transmitter that reads these neural spikes from the brain and transmits the information back to be processed by a nearby receiver link.

Although the receiver can be set to the proper frequency and modulation type in order to receive the transmitted signal, a good deal of computation and digital processing is required to recover and analyze the incoming data. MATLAB can be used with the DAQ unit to digitize the analog receiver data for further analysis.

- For the transmitter portion:
  - A voltage is encoded as an 8-bit word (eg.: 0 being 0 V and 255 being 1 mV). There is a known packet structure in the transmission: 11XXXXXXXXX0.
- For the receiver portion:
  - This receiver will receive the wireless data from the transmitter and digitize it using DAQ. MATLAB will control the acquisition and data analysis. Then, MATLAB will perform the Fast Fourier Transform (FFT), apply the clock-recovery algorithm, resample data, align words, and graph live data.

The above configuration enables the users to plot live neural spikes as voltage versus time. Refer below for an example on how the data acquisition process is done using MATLAB and DAQ.

An example of MATLAB code is shown below:

### 1) MATLAB control of data acquisition

```

% set acquisition variables
sampleRate = 2000000                                % samples/s
acquisitionTime = inf                                % seconds

% setup acquisition
ai = analoginput('keysightu2500', 0)                % create analoginput object ai
chan = addchannel(ai, 0)                             % create analoginput channel chan
set(ai, 'samplerate', sampleRate)                   % setup ai acquisition
set(ai, 'samplespertrigger', acquisitionTime*sampleRate) % inf to continuously acquire data
  
```

## System Configuration (continued)

### 2) FFT to recover clock

% We take an FFT of the data and plot the power spectral density as a function of frequency

```
N = length (SampledSignal)*2
```

According to Nyquist theory, it would be good to have 2x points for FFT but recommendation is 10x points.

```
f = fft (Edges, N);
```

```
Pyy = f.*conj(f)/(N)
```

```
freq = sampleRate/(N)*(N/2-1);
```

```
subplot (2,1,2);
```

```
semilogx (freq,Pyy(1:N/2));
```

```
title ('Power spectral density');
```

```
xlabel ('Frequency (Hz)');
```

% We take an FFT of the data and plot the power spectral density as a function of frequency

```
N = length (SampledSignal)*2;
```

According to Nyquist theory, it would be good to have 2x points for FFT but recommendation is 10x points.

```
f = fft (Edges, N);
```

```
Pyy = f.*conj(f)/(N);
```

```
freq = sampleRate/(N)*(0:(N/2-1));
```

```
subplot (2,1,2);
```

```
semilogx (freq,Pyy(1:N/2));
```

```
title ('Power spectral density');
```

```
xlabel ('Frequency (Hz)');
```

## Power Spectral Density and Clock Recovery

MATLAB enables the users to utilize its mathematical capability and perform functions such as power spectral density plot shown below:

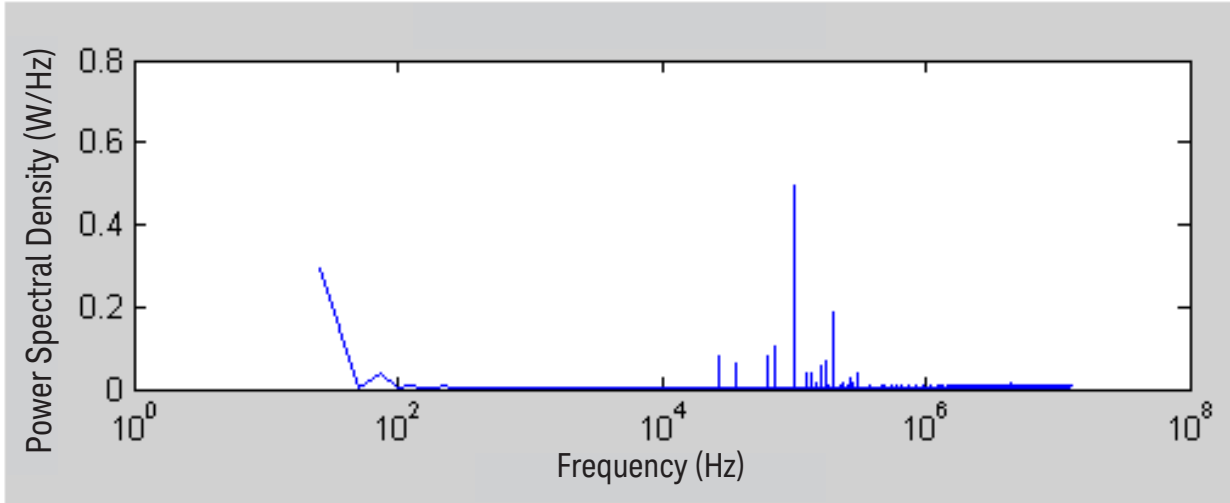


Figure 3. Sample of power spectral density graph

The data is resampled before it converts all the samples into bits based on clock recovery. This will convert a large MATLAB vector of samples into a vector of 1's and 0's. The basic idea is highlighted on the graph below:

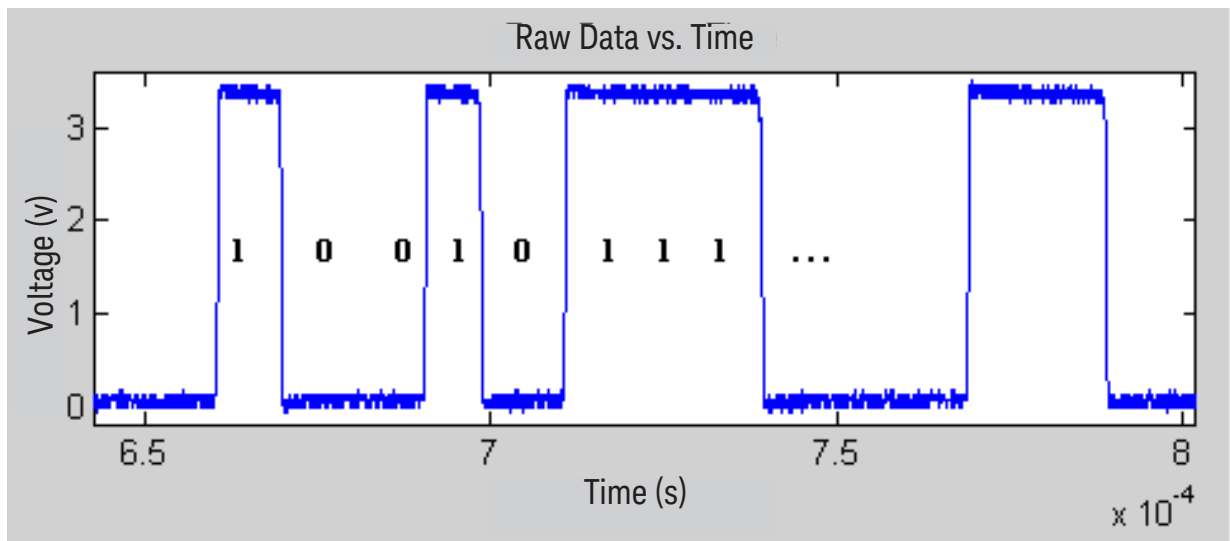


Figure 4. Deciphering the graph into binary data

## Transmission Packet Structure

The transmission packet structure is of the pattern 11XXXXXXXXX0. This means there are two 1s, 8 data bits, and a 0 in every word. The users need to align the captured data properly in order to find the first valid data. Figure 5 is a plot that demonstrates how the data is captured. The upper portion shows the misaligned data whereas the lower portion shows the aligned data. The red pixels in the graph represent 1s, and the blue pixels represent 0s. The top graph is created before the data alignment, while the bottom graph is created after the data alignment. The leading 1s and trailing 0s are eliminated, leaving with a lot of 8-bit data words.

Now the users can grab each voltage value as a function of time and can plot the data to view the neural spike data.

The users need to be aware that an off-the-shelf wireless receiver will have a “data out” channel to be connected to the DAQ for sampling, processing, and analysis using the MATLAB program. However, the receiver usually does not come with clock recovery, and thus it is important for MATLAB to perform FFT to determine the sampling rate of the received data.

The sample rate must be determined in order for the users to align the data properly.

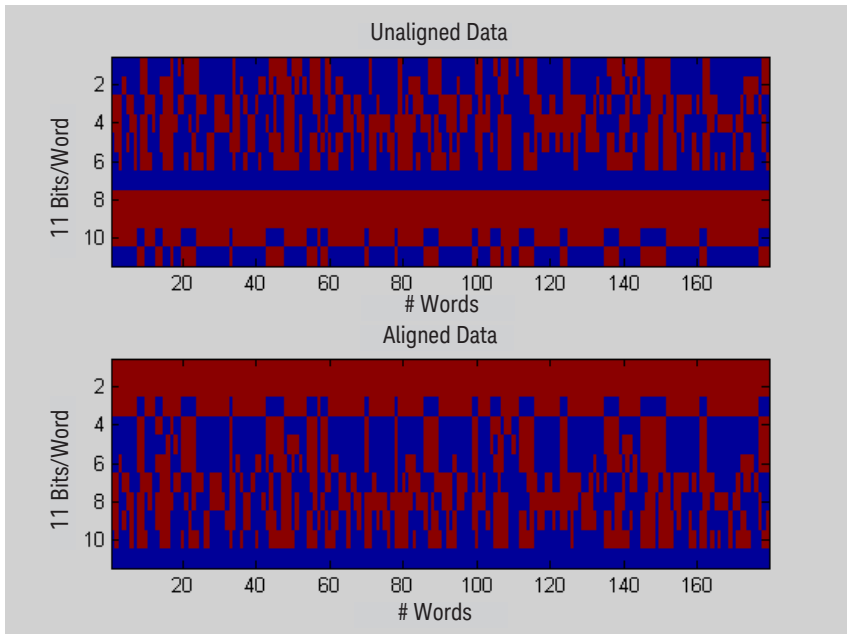


Figure 5. The difference between unaligned data and aligned data

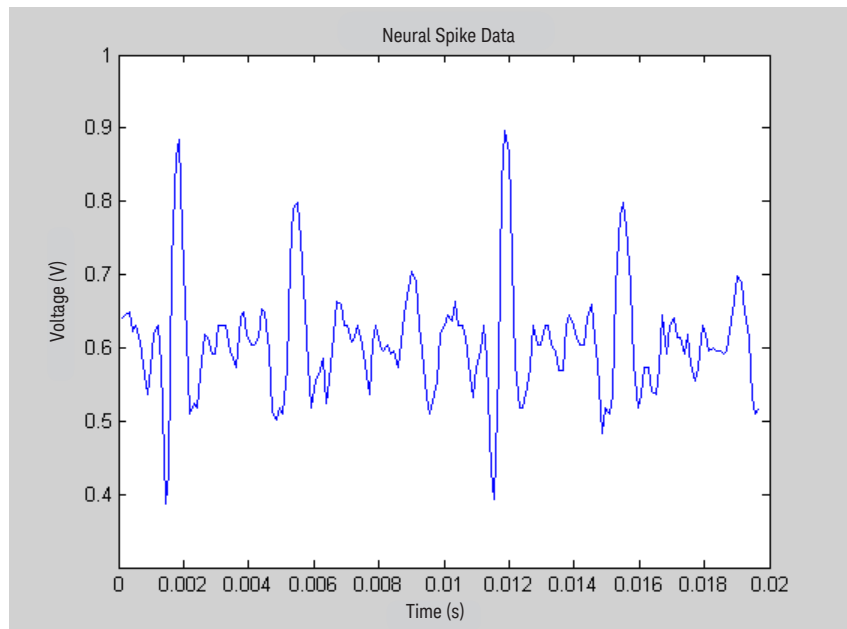


Figure 6. Neural spike readings as voltage versus time

## Summary

This case study illustrates how a DAQ such as the Keysight’s U2531A could be used in medical research, among many industries. The ability to take advantage of Data Acquisition Toolbox software, in conjunction with the MATLAB technical computing environment, such as data exploration and visualization in MATLAB’s programming platform will allow the users to engage in medical research and medical science breakthroughs.

## Reference

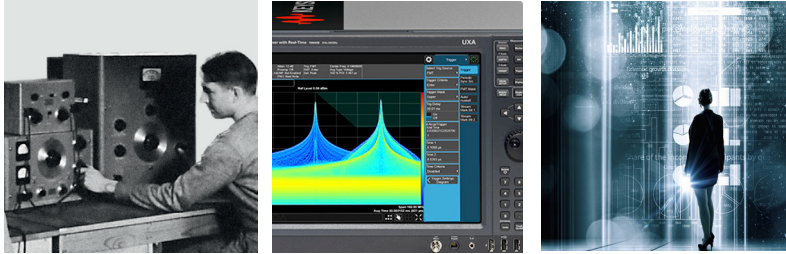
1. R.R. Harrison, P.T. Watkins, R.J.Kier, R.O.Lovejoy, D.J.Black, B.Greger, F.Solzbacher, "A Low-Power Integrated Circuit for a Wireless 100-Electrode Neural Recording System," IEEE Journal of Solid-State Circuits, vol.42, pp. 123-133, January 2007.
2. J. Holleman and B. Otis, "A Sub-Microwatt Low-Noise Amplifier for Neural Recording," in Proc. IEEE Engineering in Medicine and Biology Society Conference, pp. 3930-3933, August 2007.
3. Woradorn Wattanapanitch, Michale Fee, Rahul Sarpeshkar, "An Energy-Efficient Micropower Neural Recording Amplifier," IEEE Transactions on Biomedical Circuits and Systems, vol. 1, pp.136-147, June 2007.
4. J. L. Bohorquez, J. L. Dawson, A. P. Chandrakasan, "A 350 $\mu$ W CMOS MSK transmitter and 400 $\mu$ W OOK super-regenerative receiver for Medical Implant Communications," IEEE Symposium on VLSI Circuits, pp. 32-33, 2008.



## Evolving Since 1939

Our unique combination of hardware, software, services, and people can help you reach your next breakthrough. We are unlocking the future of technology.

From Hewlett-Packard to Agilent to Keysight.



For more information on Keysight Technologies' products, applications or services, please contact your local Keysight office. The complete list is available at:

[www.keysight.com/find/contactus](http://www.keysight.com/find/contactus)

### Americas

Canada	(877) 894 4414
Brazil	55 11 3351 7010
Mexico	001 800 254 2440
United States	(800) 829 4444

### Asia Pacific

Australia	1 800 629 485
China	800 810 0189
Hong Kong	800 938 693
India	1 800 11 2626
Japan	0120 (421) 345
Korea	080 769 0800
Malaysia	1 800 888 848
Singapore	1 800 375 8100
Taiwan	0800 047 866
Other AP Countries	(65) 6375 8100

### Europe & Middle East

Austria	0800 001122
Belgium	0800 58580
Finland	0800 523252
France	0805 980333
Germany	0800 6270999
Ireland	1800 832700
Israel	1 809 343051
Italy	800 599100
Luxembourg	+32 800 58580
Netherlands	0800 0233200
Russia	8800 5009286
Spain	800 000154
Sweden	0200 882255
Switzerland	0800 805353
	Opt. 1 (DE)
	Opt. 2 (FR)
	Opt. 3 (IT)
United Kingdom	0800 0260637

For other unlisted countries:

[www.keysight.com/find/contactus](http://www.keysight.com/find/contactus)  
(BP-9-7-17)

**DEKRA Certified**  
ISO 9001 Quality Management System

[www.keysight.com/go/quality](http://www.keysight.com/go/quality)  
Keysight Technologies, Inc.  
DEKRA Certified ISO 9001:2015  
Quality Management System

### myKeysight

#### myKeysight

[www.keysight.com/find/mykeysight](http://www.keysight.com/find/mykeysight)

A personalized view into the information most relevant to you.

[http://www.keysight.com/find/emt\\_product\\_registration](http://www.keysight.com/find/emt_product_registration)

Register your products to get up-to-date product information and find warranty information.

### KEYSIGHT SERVICES

Accelerate Technology Adoption.  
Lower costs.

#### Keysight Services

[www.keysight.com/find/service](http://www.keysight.com/find/service)

Keysight Services can help from acquisition to renewal across your instrument's lifecycle. Our comprehensive service offerings—one-stop calibration, repair, asset management, technology refresh, consulting, training and more—helps you improve product quality and lower costs.

#### Keysight Assurance Plans

[www.keysight.com/find/AssurancePlans](http://www.keysight.com/find/AssurancePlans)

Up to ten years of protection and no budgetary surprises to ensure your instruments are operating to specification, so you can rely on accurate measurements.

#### Keysight Channel Partners

[www.keysight.com/find/channelpartners](http://www.keysight.com/find/channelpartners)

Get the best of both worlds: Keysight's measurement expertise and product breadth, combined with channel partner convenience.



This information is subject to change without notice.  
© Keysight Technologies, 2017  
Published in USA, December 2, 2017  
5990-4134EN  
[www.keysight.com](http://www.keysight.com)