


Keysight 8494G/H, 8495G/H, 8496G/H Programmable Step Attenuators

Data Sheet





Introduction

Features

- Achieve high reliability and exceptional repeatability reducing downtime
- Excellent RF specifications optimize test system measurement capability
- Broad portfolio of attenuation and connector options provide configuration flexibility

Specifications describe the instrument's warranted performance. Supplemental and typical characteristics are intended to provide information useful in applying the instrument by giving typical, but not warranted performance parameters.

Specifications

Model number	Frequency	Attenuation range (dB)	Attenuation step	Insertion loss (dB) @ 0 dB	Maximum SWR	Max. input average power	Max. input peak power	Operating life (in million cycles/section)	Repeatability
8494G	DC to 4 GHz	0 to 11	1 dB	0.96	1.50	1 W	100 W	5	±0.03 dB max 5 million cycles per section
8495G	DC to 4 GHz	0 to 70	10 dB	0.68	1.35	1 W	100 W	5	±0.03 dB max 5 million cycles per section
8496G	DC to 4 GHz	0 to 110	10 dB	0.96	1.50	1 W	100 W	5	±0.03 dB max 5 million cycles per section
8494H	DC to 18 GHz	0 to 11	1 dB	2.22	1.90	1 W	100 W	5	±0.03 dB max 5 million cycles per section
8495H	DC to 18 GHz	0 to 70	10 dB	1.66	1.70	1 W	100 W	5	±0.03 dB max 5 million cycles per section
8496H	DC to 18 GHz	0 to 110	10 dB	2.22	1.90	1 W	100 W	5	±0.03 dB max 5 million cycles per section

RF Connector Options: 1) 849xG/H offers N(f)/SMA (f)/APC-7

Supplemental Specifications

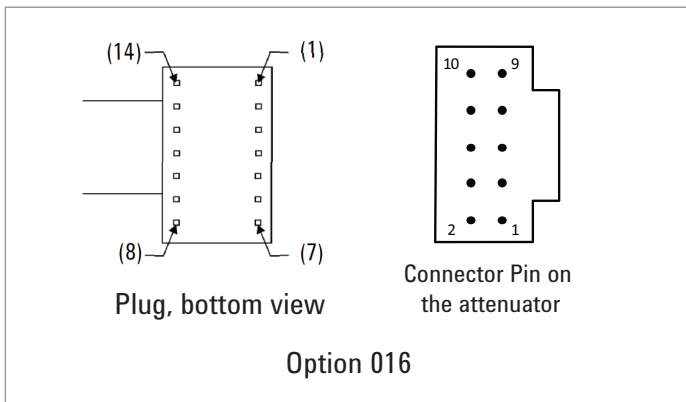
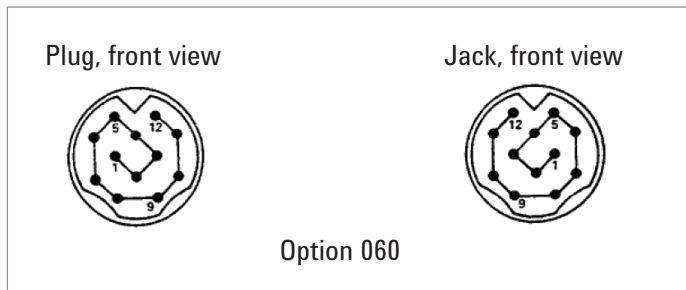
Attenuation Accuracy: +/- dB (Reference from 0 dB)

8494G/H	8495G/H	8494G	8494H			8495G	8495H		8496G	8496H	
Attenuation Selection (dB)		DC to 4 GHz	DC to 12.4 GHz	12.4 to 18 GHz	12.4 to 18 GHz	DC to 4 GHz	DC to 12.4 GHz	12.4 to 18 GHz	DC to 4 GHz	DC to 12.4 GHz	12.4 to 18 GHz
1	10	0.2	0.3	0.7	0.7	0.2	0.5	0.6	0.2	0.5	0.6
2	20	0.2	0.3	0.7	0.7	0.4	0.7	0.8	0.4	0.7	0.8
3	30	0.3	0.4	0.7	0.7	0.5	0.9	1.2	0.5	0.9	1.2
4	40	0.3	0.4	0.7	0.7	0.7	1.2	1.6	0.7	1.2	1.6
5	50	0.3	0.5	0.7	0.7	0.8	1.5	2.0	0.8	1.5	2.0
6	60	0.3	0.5	0.8	0.7	1.0	1.8	2.4	1.0	1.8	2.4
7	70	0.4	0.6	0.8	0.7	1.2	2.1	2.8	1.2	2.1	2.8
8	80	0.4	0.6	0.8	0.7	-	-	-	1.3	2.4	3.2
9	90	0.4	0.6	0.8	0.7	-	-	-	1.5	2.7	3.6
10	100	0.4	0.6	0.9	0.7	-	-	-	1.6	3.0	4.0
11	110	0.5	0.7	0.9	0.7	-	-	-	1.8	3.3	4.4

How To Drive

Section Solenoid Coil	Section 1		Section 2		Section 3		Section 4		Power V+
	Thru-line	Atten Card	Thru-line	Atten Card	Thru-line	Atten Card	Thru-line	Atten Card	

¹ Five-foot cable and mating plug assembly provided.
² Pin 6 is common for all coils. Pin 1, 7, 8, 12 and 14 are not used.



Ordering Information

Attenuation range	Option type	Option description
8494G/ 8494H/ 8495G/ 8495H/ 8496G/ 8496H/	001	N (f)
	002	SMA (f)
	003	APC-7
	024	24 Vdc
	011	5 Vdc
	060	12-pin Viking connector
	016	16-inch ribbon cable with 14-pin DAP plug
	UK6	Commercial calibration test data with certifications

Note: Option 003 is not available for 8495G

Evolving Since 1939

Our unique combination of hardware, software, services, and people can help you reach your next breakthrough. We are unlocking the future of technology.

From Hewlett-Packard to Agilent to Keysight.



For more information on Keysight Technologies' products, applications or services, please contact your local Keysight office. The complete list is available at: www.keysight.com/find/contactus

Americas

Canada	(877) 894 4414
Brazil	55 11 3351 7010
Mexico	001 800 254 2440
United States	(800) 829 4444

Asia Pacific

Australia	1 800 629 485
China	800 810 0189
Hong Kong	800 938 693
India	1 800 11 2626
Japan	0120 (421) 345
Korea	080 769 0800
Malaysia	1 800 888 848
Singapore	1 800 375 8100
Taiwan	0800 047 866
Other AP Countries	(65) 6375 8100

Europe & Middle East

Austria	0800 001122
Belgium	0800 58580
Finland	0800 523252
France	0805 980333
Germany	0800 6270999
Ireland	1800 832700
Israel	1 809 343051
Italy	800 599100
Luxembourg	+32 800 58580
Netherlands	0800 0233200
Russia	8800 5009286
Spain	800 000154
Sweden	0200 882255
Switzerland	0800 805353
	Opt. 1 (DE)
	Opt. 2 (FR)
	Opt. 3 (IT)
United Kingdom	0800 0260637

For other unlisted countries: www.keysight.com/find/contactus (BP-9-7-17)

DEKRA Certified
ISO 9001 Quality Management System

www.keysight.com/go/quality
Keysight Technologies, Inc.
DEKRA Certified ISO 9001:2015
Quality Management System

myKeysight

myKeysight

www.keysight.com/find/mykeysight

A personalized view into the information most relevant to you.

http://www.keysight.com/find/emt_product_registration

Register your products to get up-to-date product information and find warranty information.

KEYSIGHT SERVICES

Accelerate Technology Adoption.
Lower costs.

Keysight Services

www.keysight.com/find/service

Keysight Services can help from acquisition to renewal across your instrument's lifecycle. Our comprehensive service offerings—one-stop calibration, repair, asset management, technology refresh, consulting, training and more—helps you improve product quality and lower costs.



Keysight Assurance Plans

www.keysight.com/find/AssurancePlans

Up to ten years of protection and no budgetary surprises to ensure your instruments are operating to specification, so you can rely on accurate measurements.

Keysight Channel Partners

www.keysight.com/find/channelpartners

Get the best of both worlds: Keysight's measurement expertise and product breadth, combined with channel partner convenience.

www.keysight.com/find/mta

www.keysight.com/find/attenuators

