

Keysight Technologies

RF and Universal Frequency Counter Comparison Guide

A comparison of the 53131A, 53132A, 53181A frequency counters and their replacement, the 53200 Series RF & Universal Frequency Counter/Timers

Technical Overview



Introduction

The Keysight Technologies, Inc. 53131A, 53132A, 53181A (531xxA) RF and universal frequency counters have long established the industry standard for best in class frequency and time measurements. The 53210A, 53220A and 53230A (53200 Series) counters offer a replacement for the 531xxA family, offering even more capabilities in the speed and accuracy that only frequency counters can provide, along with new and advanced capabilities for a broader variety of applications. This document compares the key capabilities and highlights those areas where there are key differences and advancements to note.

53131A, 53132A, 53181A to 53200 Series Product Replacement Guide

Transitioning from the 53131A, 53132A or 53181A Frequency Counters to the 53200 Series

53131A, 53132A, 53181A Counters/Timers If you use these models:	NEW 53200 Series Counter/Timers Now – order this:
53181A 225 MHz RF Counter (10 digits/s) 1 channel with optional 2nd microwave channel	53210A 350 MHz RF Counter (10 digits/s) 1 channel with optional 2nd microwave channel
53131A 225 MHz Universal Counter (10 digits/s, 500 ps) 2 channels with optional 3rd microwave channel	53220A 350 MHz Universal Counter (12 digit/sec, 100 ps) 2 channels with optional 3rd microwave channel
53132A 225 MHz Universal Counter (12 digits/s, 150 ps) 2 channels with optional 3rd microwave channel	53220A 350 MHz Universal Counter (12 digits/s, 100 ps) or 53230A 350 MHz Universal Counter (12 digits/s, 20 ps) 2 channels with optional 3rd microwave channel

Options: If you use these options:	Now-order this:
001 Medium stability time base	N/A - TCXO time base comes standard in base models
010 High stability time base	010 Ultra-high stability OCXO time base
012 Ultra-high stability oven time base (53132A only)	010 Ultra-high stability OCXO time base
015 Add 1.5 GHz channel (BNC) (53181A only)	106 Add 6 GHz CW channel (Type N)
030 Add 3 GHz channel (BNC)	106 Add 6 GHz CW channel (Type N)
050 Add 5 GHz channel (Type N)	106 Add 6 GHz CW channel (Type N)
124 Add 12.4 GHz channel (Type N)	115 Add 15 GHz CW channel (Type N)
060 Baseband rear input in parallel with front input	201 Add rear panel parallel input for baseband channel(s)
061 Baseband rear input in parallel with front input, microwave input rear only	201 Add rear panel parallel input for baseband channel(s) 203 Move microwave channel to rear (SMA)
062 Baseband rear input in parallel with front input, microwave input front only	201 Add rear panel parallel input for baseband channel(s) NOTE: Default for microwave channels (Option 106 and 115) is front.

More information

For additional details on all of the specifications of the new 53200 Series Frequency Counter/Timers, please refer to the Keysight 53200 Series RF/Universal Counter/Timers Data Sheet (part number 5990-6283EN). Specifications listed in the 53200 Series datasheet are ISO 17025 Compliant. Note that 53131A, 53132A and 53181A specifications are not ISO 17025 compliant.

For Keysight frequency counters product literature and additional details, please visit our web site:

www.keysight.com/find/counters

View video demonstrations of the new 53200 Series frequency counter features and applications :

www.keysight.com/find/53200videos

Additional 53131A, 53132A, 53181A frequency counter migration information:

www.keysight.com/find/countermigration

Comparison Summary

	Keysight 531xxA Series (53181A, 53131A, 53132A)	Keysight 53200 Series (53210A, 53220A, 53230A)
Frequency bandwidth	225 MHz, 1.5 (53181A only), 3, 5, 12.4 GHz	350 MHz, 6, 15 GHz
Frequency resolution	10 digits/s (53181A, 53131A) 12 digits/s (53132A)	10 digits/s (53210A) 12 digits/s (53220A, 53230A)
Time interval resolution (single-shot resolution)	500 ps (53131A) 150 ps (53132A)	100 ps (53220A) 20 ps (53230A)
Memory	None	1M reading internal memory USB flash
Speed	Transactional: 200 readings/s Readings to memory: N/A Timestamp: N/A	Transactional: 350 - 400 readings/s Readings to memory: Frequency: up to 75,000 readings/s Time interval: up to 90,000 readings/s Timestamp: up to 1M readings/s
Timebase (See detailed comparison below)	XO (standard in all models) 3 OCXO options	TCXO (standard in all models) 1 OCXO Option
Connectivity	GPIB, RS232 (print only)	LXI-C/LAN, USB, GPIB
Display & analysis	Vacuum florescent display Math and limit operations	Color graphical display Full integrated math, limits, statistics, graphs
Rack mount dimensions	212.6 mm (W) x 88.5 mm (H) x 348.3 mm (D) (2U x ½ width)	212.8 mm (W) x 88.3 mm (H) x 272.3 mm (D) (2U x ½ width)

Time interval resolution and accuracy

One of the key advances the 53200 Series provides is the industry leading timing specifications. The single-shot resolution for the 53230A is 20 picoseconds while on the previous 531xxA generation, the fastest single-shot timing available was 150 ps (53132A). Single-shot timing represents how well the counter can resolve an event in time. It is most often associated with time interval measurements, but every counter measurement is a result of timing and accurate placement of the edge. So, the better the single-shot timing of a frequency counter, the better overall measurement performance of the counter.

Memory and measurement reading speed

There are several ways to consider the measurement speed on frequency counters:

- Single measurement reading throughput: the time to take a single measurement and transfer from volatile reading memory over the I/O bus.
- Block reading throughput: the time to take blocks of measurements into memory and when complete, transfer from volatile reading memory over the I/O bus.

Typically, single measurement throughput is slower than block measurement throughput due to I/O processing/transfer overhead. The 531xxA frequency counters are single reading counters with no internal memory. In most applications, up to 200 readings per second is the typical single measurement reading speed on 531xxA counters. Depending on the I/O interface chosen (USB, LAN or GPIB), the single measurement throughput on the 53200 Series counters can have optimized throughput of approximately 400 readings per second.

The reading throughput potential is substantially different when block reading capabilities are considered. With the built-in memory of 1 million readings on the 53200 Series counters, speeds increase to tens of thousands of readings per second. Again, the I/O interface chosen impacts the amount of overhead on the overall throughput capabilities. The 53200 Series data sheet outlines typical reading speeds by model (part number 5990-6283EN).

Comparison Summary

Timebase comparisons

The following table describes and compares the timebases available with each series of counters. Typically, most timebases are compared based on their aging specification - either one month or one year. The 53200 Series comes standard with a timebase that is of equivalent performance to the Option 001 on the 531xxA model counters. There is one 53200 Series timebase option: Option 010 Ultra-High Stability Time Base. Although both 53200 Series Option 010 and 531xxA Option 012 are ultra-high stability time bases, Option 012 has the better aging performance of the two.

Timebase	531xxA Series				53200 Series	
	Standard XO	Option 001 medium oven	Option 010 high oven	Option 012 (53132A only) ultra-high oven	Standard TCXO	Option 010 ultra-high stability OCXO
Aging						
24-hour, $T_{CAL} \pm 1\text{ }^{\circ}\text{C}$		40 ppb (4×10^{-8})	0.5 ppb (5×10^{-10})	0.1 ppb (1×10^{-10})		± 0.3 ppb (3×10^{-10})
30-day, $T_{CAL} \pm 5\text{ }^{\circ}\text{C}$	0.3 ppm (3×10^{-7})	0.2 ppm (2×10^{-7})	15 ppb (1.5×10^{-8})	3 ppb (3×10^{-9})	± 0.2 ppm (2×10^{-7})	± 10 ppb (10×10^{-9})
1-year, $T_{CAL} \pm 5\text{ }^{\circ}\text{C}$				20 ppb (2×10^{-8})	± 1 ppm (1×10^{-6})	± 50 ppb (50×10^{-9})
Temperature (typical)						
0 to 55 $^{\circ}\text{C}$ relative to 25 $^{\circ}\text{C}$	5 ppm (5×10^{-6})	0.2 ppm (2×10^{-7})	2.5 ppb (2.5×10^{-9})	2.5 ppb (2.5×10^{-9})	± 1 ppm (1×10^{-6})	± 5 ppb (5×10^{-9})
$T_{CAL} \pm 5\text{ }^{\circ}\text{C}$					± 0.5 ppm (5×10^{-7})	± 0.5 ppb (5×10^{-10})

53200 Series Option 010 is available on all models and has accuracy between that of 531xxA Options 010 (available on all models) and 012 (only available on the 53132A).

Like the 531xxA counters, the 53200 Series also accepts an external reference (1, 5 or 10 MHz) if higher timebase stability is required. Additionally, the 53200 Series also offers an internal lithium ion battery pack and charger (Option 300) if use requires disconnecting the counter from power while maintaining timebase stability.

Connectivity, interfaces and programming compatibility

The standard I/O connectivity on the 531xxA counters was GPIB. RS-232 was also available as a talk-only interface for printer support and could also be set as a hardware limit out indicator to flag when a measurement drifts out of limits.

The 53200 Series offers 10/100/1000 LAN/LXI-C (Sockets and VXI-11 protocol), USB 2.0, and GPIB connectivity. RS-232 output and hardware limit out capability will need to be replicated via software control. The new 53200 Series counters have a built-in emulation mode that enables the Keysight 531xxA Standard Commands for Programmable Instruments (SCPI) command set to be used with a 53200 Series counter. With 531xxA Series compatibility mode selected, all programming is through the counter's remote interface (LAN, USB, GPIB). The counter display responds according to the remote commands received. When in emulation mode, you get 53200 Series precision and measurement accuracy. The emulation mode is a SCPI language substitution (commands and syntax operation) to enable you to utilize existing programs. NOTE: Pressing any front panel key while in 531xxA compatibility mode returns the counter to 53200 Series mode.



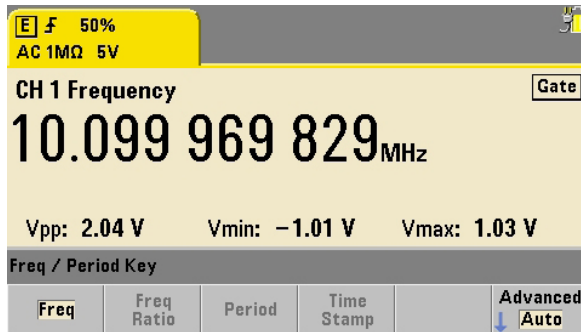
53200A Series rear panel

For more details, please refer to the Keysight RF & Universal Frequency Counter/Timers Programming Comparison Guide (part number 5990-6570EN).

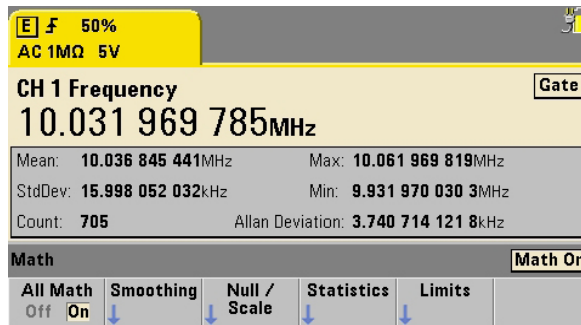
Set-up and built-in math/statistics

The 53200 Series frequency counters offer an intuitive user interface with a large color graphical display.

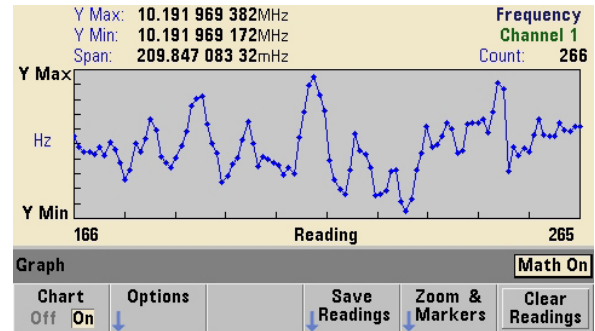
- Input settings such as trigger threshold, input impedance, input range, etc can be easily viewed from the front panel.



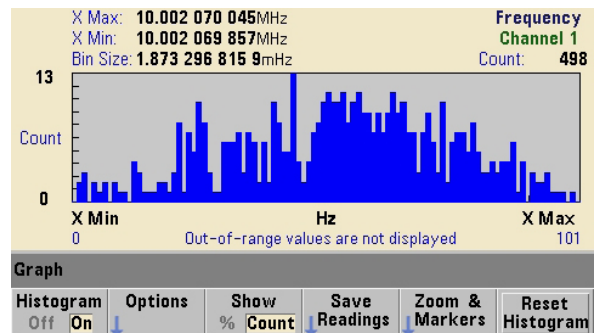
- Built-in statistics, math and limit functions are readily available.



- Graphics functions compute and display histograms and trend charts of real time measurement data.



- The front panel datalogging function enables logging and analysis of up to one million readings. Front panel USB flash memory access makes storing measurement results and analyzing via your PC fast and simple.



Additional 53200 Series capabilities

In addition to the built-in math and statistic features, the 53230A model provides new measurement capability not available in previous generation counters.

- Continuous, gap-free measurements for true Allan Deviation computations. In this mode, all samples are taken within a single gate open/gate close sequence and computed back-to-back. There is no gap between readings that otherwise occurs with the per sample gate open/gate close sequence.
- Time stamp measurements to record events (edges) as they occur on the counter input channels. Timestamp measurement speed is up to one million samples per second.
- Microwave burst/pulse measurements are available on optional channel 3 with the pulse/burst measurement software (Option 150). Measurements include: Burst carrier frequency, pulse repetition interval (PRI), pulse repetition frequency (PRF), positive (on) width, and negative (off) width.

Evolving Since 1939

Our unique combination of hardware, software, services, and people can help you reach your next breakthrough. We are unlocking the future of technology.

From Hewlett-Packard to Agilent to Keysight.



For more information on Keysight Technologies' products, applications or services, please contact your local Keysight office. The complete list is available at: www.keysight.com/find/contactus

Americas

Canada	(877) 894 4414
Brazil	55 11 3351 7010
Mexico	001 800 254 2440
United States	(800) 829 4444

Asia Pacific

Australia	1 800 629 485
China	800 810 0189
Hong Kong	800 938 693
India	1 800 11 2626
Japan	0120 (421) 345
Korea	080 769 0800
Malaysia	1 800 888 848
Singapore	1 800 375 8100
Taiwan	0800 047 866
Other AP Countries	(65) 6375 8100

Europe & Middle East

Austria	0800 001122
Belgium	0800 58580
Finland	0800 523252
France	0805 980333
Germany	0800 6270999
Ireland	1800 832700
Israel	1 809 343051
Italy	800 599100
Luxembourg	+32 800 58580
Netherlands	0800 0233200
Russia	8800 5009286
Spain	800 000154
Sweden	0200 882255
Switzerland	0800 805353
	Opt. 1 (DE)
	Opt. 2 (FR)
	Opt. 3 (IT)
United Kingdom	0800 0260637

For other unlisted countries: www.keysight.com/find/contactus (BP-9-7-17)

DEKRA Certified
ISO 9001 Quality Management System

www.keysight.com/go/quality
Keysight Technologies, Inc.
DEKRA Certified ISO 9001:2015
Quality Management System

myKeysight

myKeysight

www.keysight.com/find/mykeysight

A personalized view into the information most relevant to you.

www.keysight.com/find/emt_product_registration

Register your products to get up-to-date product information and find warranty information.

KEYSIGHT SERVICES

Accelerate Technology Adoption.
Lower costs.

Keysight Services

www.keysight.com/find/service

Keysight Services can help from acquisition to renewal across your instrument's lifecycle. Our comprehensive service offerings—one-stop calibration, repair, asset management, technology refresh, consulting, training and more—helps you improve product quality and lower costs.



Keysight Assurance Plans

www.keysight.com/find/AssurancePlans

Up to ten years of protection and no budgetary surprises to ensure your instruments are operating to specification, so you can rely on accurate measurements.

Keysight Channel Partners

www.keysight.com/find/channelpartners

Get the best of both worlds: Keysight's measurement expertise and product breadth, combined with channel partner convenience.

www.keysight.com/find/countermigration

