

Competitive Comparison

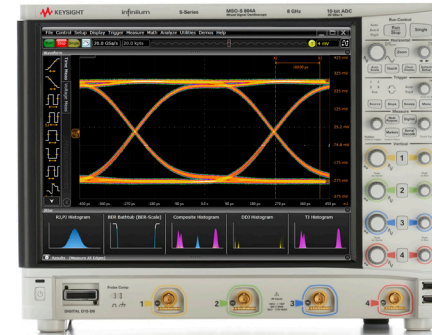
Keysight S-Series versus Danaher-Tektronix DPO7000C¹

DC Power Rail Measurements

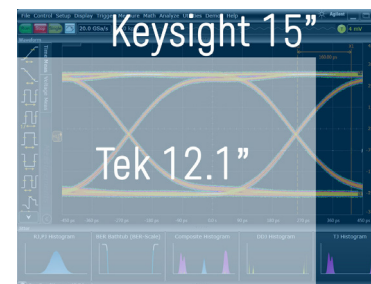
The Keysight Technologies, Inc. S-Series oscilloscope provides bandwidths up to 8 GHz with class-leading signal integrity and analysis. Custom ASICs, including the industry's first 40 GSa/s 10-bit ADC, allow you to see your real signal. Class-leading deep memory and a large suite of analysis tools complement a designed-for-touch user interface and the industry's first 15" multi-touch capacitive touch-screen display. Paired with the N7020A power rail probe, you gain complete visibility into the signals hiding on your DC power rails.

	Danaher-Tektronix DPO7000C ²		Keysight Infiniium S-Series	
Bandwidth	Up to 3.5 GHz	X	Up to 8 GHz	✓
Upgradable bandwidth	No	X	Yes – license key	✓
Standard full channel sampling rate	10 GSa/s on 2.5/3.5 GHz	✓	10 GSa/s on	✓
	5 GSa/s on 500 MHz/1 GHz	X	all models	✓
Max sampling rate	40 GSa/s 1 channel	X	20 GSa/s 2 channel	✓
	25 Mpts	X	50 Mpts	✓
Standard memory depth	25 Mpts	X	800 Mpts	✓
Max memory depth (2 ch)	250 Mpts	X	10 bits	✓
ADC bits	8 bits	X	10 bits	✓
Effective Number of Bits (ENOB) at 1 GHz BW and 100 mV/div	6.7	X	8.0	✓
	± 2500 ppb	X	± 12 ppb	✓
Waveform update rate (normal mode)	Up to 40 wfms/s	X	Up to 2,000 wfms/s	✓
Waveform update rate (special mode)	Up to 250,000 wfms/s	✓	Not available	X
Display	12.1" resistive touch	X	15" capacitive multi-touch	✓
MSO	No	X	Optional – 16 ch	✓
Number of simultaneous math functions	4	X	16	✓
Internal drive	HDD (SSD option)	X	SSD	✓
Max Offset of scope @ 10 mV/div	1 V	✓	800 mV	X
Max offset of scope @ 10 mV/div with dedicated power integrity probe	NA	X	± 24 V	✓

Keysight S-Series



Danaher-Tektronix DPO7000C Series



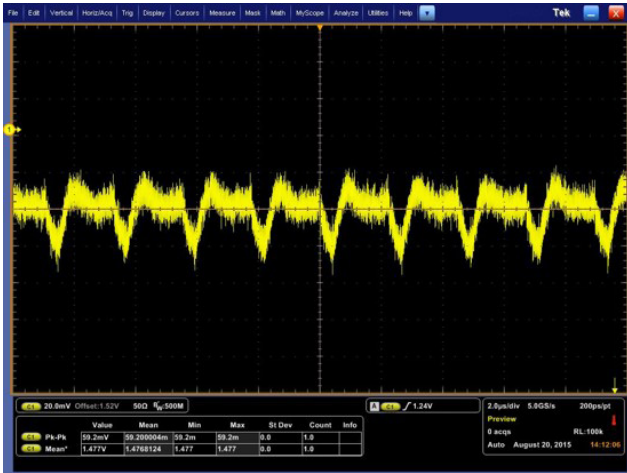
A 15" multi-touch capacitive touch-screen display offers 2x more viewing area and much greater sensitivity to user inputs.

1. This information was prepared in September, 2015 and is subject to change without notice. For the most current version of this document, go to: <http://literature.cdn.keysight.com/litweb/pdf/5992-1067EN.pdf>.

That... or This...

Characterizing ripple and noise in your DC power supply doesn't have to be time consuming or filled with guess work. You just have to choose the right tools.

Tektronix DPO7000C with P6246/7



That ...

The Tektronix 7000C solution measures the same FPGA but there is so much noise on the signal that you cannot see any of the details, making it impossible to know if you are within tolerance.

	Tektronix DPO7000C with P6246/7 differential probe 1:1 attenuation		Keysight S-Series with N7020A power rail probe 1:1 attenuation	
Noise	13 mVpp @ 1 GHz, 20 mV/div ³	X	0.9 mVpp @ 1 GHz, 20 mV/div	✓
Offset	0.7 V ²	X	24 V	✓
Loading at DC	200 kΩ ²	✓	50 kΩ	✓
Bandwidth	Up to 1 GHz ²	X	Up to 2 GHz	✓

Keysight S-Series with N7020A power rail probe



This ...

Measuring the DC power supply of an FPGA with a Keysight S-Series and an N7020A power rail probe, you can see all the subtle details of the trace.

- Danaher-Tektronix specifications were obtained from the 2014 DPO7000C technical specifications found on the Tektronix website.
- Specifications listed here that are not found in Danaher-Tektronix literature; rather, they were measured by Keysight engineers using a Tektronix DPO7104C oscilloscope.

Keysight N7020A power rail probe



- 50 kΩ DC input impedance
- ± 24 V DC offset range
- 1:1 attenuation

Product	Bandwidth
N7020A	2 GHz

Learn more visit

www.keysight.com/find/switch2series

Infiniium S-Series oscilloscope

- 500M ~ 8 GHz bandwidth (upgradeable)
- 20 GSa/s sampling, up to 800 Mpts memory
- 16 Ch logic channel, serial data analysis

Product	Bandwidth	CH
DSOS204A	2 GHz	4

This information is subject to change without notice.
 © Keysight Technologies, 2015 - 2016
 Published in USA, January 7, 2016
 5992-1067EN
www.keysight.com